



Kennet Morris 2024 dance notes.



Peter de Courcy

5 April 2024



Contents

Abbreviations for Figures	2
ADDERBURY.....	3
Features	3
Set Dances:.....	3
Corner Dances.....	5
BAMPTON.....	6
Features	6
Set Dances.....	6
Corner Dance	7
KENNET (Bucknell).....	8
Features	8
The Dances.....	10
FIELDTOWN	12
Features	12
The Dances.....	13
LICHFIELD	15
Features	15
Figures.....	15
The Dances.....	16
UPTON ON SEVERN	17
Stick Dance	17
WHEATLEY	18
Processional	18
WINSTER.....	18
Processional	18

Abbreviations for Figures

BB – Back to back	HR – Half Rounds
CF – Common Figure(s)	OY – Once To Yourself
CO – Cross over (or belly to belly)	PD – Processional Down
DF– Distinctive Figure	PU – Processional Up
DR– Dance Round	ST – Side by Side (set Straight)
FD – Foot Down	SS – Sidestep
FU –Foot Up	SW – Swagger Round
HG – Half Gyp	WG – Whole Gyp
HHds – Half Hands	WH – Whole Hey
HH – Half Hey	WhR – Whole Rounds
HndsA – Hands Around	WkR – Walk Round

ADDERBURY.

Features

Generally: Figures: Song chorus (sometimes OY) WkR or DR, FU/FU, HG, PD, PU, HdsA, WH. or FD.

Right foot lead. Long sticks are held vertically throughout, clash on step jump-feet-together-jump (sj).

Hankies held by 2 corners. Most figures danced to 2x 4-step, 2x backstep(2-step), sj. Stepping should have some 'bounce' (including anacrusis) with high knee and high back kick.

High 'show' with both hankies on 4th beat of bar (hops) after 'loops', 'loops' again and down-up on backsteps. (Loops are two small counter circles in front of body, not above shoulder height and not wide.) WkR/DR evens turn right striding around circle 4-step at end into place, sj.

FU and FD set moves forward on 4-steps, backward on 2-steps. Repeated.

HdsA 4-step to partner's place, 4-step on spot, 2-steps on into place, ftj.

Heys are danced in parallel. WH danced to 6x 4-step, 2x 2-step sj. Nos. 1 & 2 face down then pass other dancers alternately by right then left, left then right. All dancers follow a 'figure of 8' track in parallel with partner.

Sidesteps (ss) are open accompanied by low twist hand movements by leading hand.

Plain Capers (PC) are accompanied by low twist hand movements both hands.

Set Dances:

Black Joke (Handkerchief dance): Capers occur half way through and at end of each figure, including OY. DR (evens turn right), 4 x 4-steps 3 places, 4x PC facing front, continue dancing into place, 4x PC facing front.

Chorus is 4x ss down, 4x ss up, 2x 4-step, 4x backstep, 4x PC (turn to face front on 3rd PC).

All-Up singing at end of dance "Hi Ho Fiddle de Dee".

Cuckoo's Nest (Stick Dance): Figures are WkR, FU, Xtops, Xbottoms, FD. In Xtops (top 4 men only dance) top pair (lowest numbers) present sticks horizontally at waist level across set to evens and dance clockwise (cw) star, clash, and then counter cw star. Xbottoms (bottom 4 men only) 3 & 4 present sticks to bottom partners. Non-dancers remain stationary.

Chorus - Stick clashing, HG (right pass), repeat, (left pass) Odds strike evens high, evens strike odds high, odds strike evens then alternate striking head level. ('High'- evens turn about right and raise stick above head to receive, evens turn back as odds turn right to receive.) Two handed hold either at end (striking) or at each end (receiving). Slide right hand along stick to suit. Lots of arm movements, down-up to receive/strike.

The Happy Man (Stick Dance): figures are Chord, Singing (facing up), FU, Singing, Sticking/singing, HG/singing, Singing, Sticking/singing. FD/singing, Singing, Sticking/singing
Singing = standing facing front.

Sticking/singing = facing partner.

Figures are all danced to rt, lf, lf, step. Surge forward on 1st step, stationary 2nd step, backward on 3rd, stationary 4th, Surge forward on 5th, stationary 6th back to place 7th, 8th and 9th steps (turn to face front on 9th step), feet together last note and clash sticks. HdsA is omitted*. Sticking is partners alternate striking/ receiving. Odds strike first. Two handed; hold either at end (striking) or at each end (receiving). Slide right hand along stick to suit.

* When dancing with other sides, HdsA to be included. ie. 1st step forward, 2nd stationary, 3rd forward to partner's place, 4th stationary etc., dance facing each cardinal point in turn. Drop hands on 9th step. Sing during HdsA not FD.

The Song

(Sung lustily)

How happy's that man that's free from all care
That loves to make merry, that loves to make merry,
O'er a drop of good beer.

With his pipe and his friends, puffing hours away,
Singing song after song 'til he hails the new day.

(Sticking)

He can laugh, dance and sing and smoke without fear,
Be as happy as a king 'til he hails a new year.

(Half Gyp)

How happy's the man that's free from all strife.

He envies no other, he envies no other

But travels through life.

(Foot Down or Hands Around)

Our seamen are bold, they fear not their foes.

They throw away discord, they throw away discord,

And to mirth they're inclined.

Lads A Bunchum (Stick Dance): WkR singing. Odds strike first. 1st, 3rd, 4th and 6th chorus hold stick two handed, 2nd & 5th chorus one handed, 3rd and 6th chorus 'high' (evens turn about right and raise stick above head to receive, evens turn back and odds turn to receive).

The Song

Oh dear mother, what a fool I be,
Six young fellows come a-courting me.
Five were blind and the other couldn't see.

Oh dear mother, what a fool I be.

Shepherd's Hey (Handclap Dance): Each phrase of music ends with 3x clap sequence front, behind, front (FbF). WkR singing, no pause or clap. WH is continuous - no pause or clap midway.

Chorus clapping sequence: Slap right ankle, clap in front. Slap left ankle, clap in front. Clap under right knee, clap in front. Clap under left knee, clap in front. Clap front, back, front. Repeats, but knee 2nd time, hip 3rd time, chest 4th time, blow a kiss 5th time, lift hat with right hand and sj the final time.

The Song

I can whistle, I can sing,
I can do most anything.
I can sport and I can play,
I can dance the Shepherd's Hey.

Sweet Jenny Jones (Stick Dance): Figures: Chord, Singing DR. Stepping is 'running step' with pauses. Chorus is sticking and FU. Sticking is alternate striking (odds strike first) 10 strikes then partners tips, 9 strikes then partners tips. In alternate choruses the sticks are 2 hand hold/single hand hold. Middles and ends should align during pauses in Whole Hey. (stepping count 4x forward and 'shake' on 5th note, count 11 backward &/or forward steps and 'shake' on 12th, count 3 steps backward and tog on 4th note. (Drop heel of weight bearing foot down and kick free foot forward at 'shake'.)

Sing during last FU.

The Song

My sweet Jenny Jones, is the pride of Llangollen.
My sweet Jenny Jones is the girl I love best.

Washing Day (Stick Dance): WkR singing, FU, HG, Xtops, Xbottoms, WH. For 8 man version WkR in minor sets OR stand and sing, replace WH with FD. Sticks strike twice in the bar. Strike single handed alternate choruses.

The Song

Thump! Thump! Scrub! Scrub! Scrub, scrub away.
The devil a bit of peace I get upon the washing day.

Corner Dances:

Beaux of London City (Shooting/Bean planting Dance): Single-step dance (2x step), 3 to bar sj, clash on j. Chord, WkR, etc. Chorus is corners by turns, Step forward, strike butts to floor (r-l-together) then tips and clash opposite man (together – stamping rt foot). All repeat with partner. 2nd chorus 'shoot' across, 3rd chorus shoot skyward, always repeating with partner. Step back to position after sticking, in time with the music. Finalé – shoot the musicians.

The Bell (Handkerchief Dance - Tune - Minstrel Boy): Chord, WkR, FU, HG*, HdsA*, FD. 2x PC half way through and at ends of figures. Corner chorus after FU, HG, HdsA. FD. Corners in turn; ss right, ss left, 4x PC, 2x4step forward, 2x backsteps, 2x PC. All dancers dance the underlined sequence during the last corner movement and finish 'All in'.

* or another figure.

BAMPTON.

Features

Generally: Figures are OY, FU/FD, HG, WG, Half Rounds, HH, WH. Left foot starts. Finish all-up after last chorus or after the rounds in corner dances.

The stepping has a 'cycling' style. Commence with step caper (S/C). Figures danced to single-step.

High 'Show' both hankies up/down on first beat of 1st and 2nd bar, hands no higher than eye level (hands at Midriff [M] when not showing), hands at sides 3rd bar (stepping imparts a swing to the hands/hankies), S/C with hands to M. (All dances are handkerchief dances.)

Omit second 'show' during turning figures ie WG and Rounds.

Set dances finish 'All Up'. Corner dances finish 'All In'.

Heys are danced to sidestep. (2x ss, 2x 2step, S/C). Single hand show on 1st step (leading hand) otherwise hands as above.

Plain Capers (PC): accompanied by low twist hand movements.

Half Capers (HC): Lrr Hands thrown up on the first beat.

Once to Yourself: (OY): Hands at midriff, S/C. (Step/Caper is HC on last 2 beats). 'Gather' (out- in) on anacrusis.

Foot Up/Down (FU/FD): Little or no forward movement, turn-in-and-down on 3rd bar, in-and- front on 7th bar.

Half Gyp (HG): Forward passing by right on first bar, backstep 3rd bar, S/C last bar repeat passing left. (new outside foot).

Whole Gyp (WG): Forward passing by right on first bar, circle to right and backstep 3rd bar to place, S/C last bar. Repeat passing left.

Half Rounds (HR): Clockwise circle turning out on 3rd bar, S/C last bar facing c/clockwise, repeat returning to place and facing up in set.

In corner dances sidesteps are danced with single high show on first beat of bar. OR 'low' with a shoulder height, horizontal, shallow "s" wave from shoulder across body out to the side, flick hankie away from you.

Set Dances: 'Sidestep'. Danced to a variety of tunes. The chorus is 'sidestep' and Hey.

Variously called 'chicken chasing' or 'pram-pushing' in the past, it is now danced with an upright stance. The stepping is a seven step sequence as many 'long' sidesteps are, but it is forward, facing up for the 1st bar (lf,rt,lf,rt,) turning in- and-down on the 2nd bar (lf,rt,lf,lf). Repeat facing down (right foot lead) followed by HH. 1st and 3rd bars of the sequence have two low twists of the wrists/ hankies, high show 2nd and 4th bars (or double show, or triple show if music demands it) and "very vigorous [stepping] with feet thrown well forward"

Possible tunes: Old Tom of Oxford, Johnny so Long, Speed the Plough, Highland Mary, The Quaker, Nutting Girl, The Forester, Apple Tree Wassail.

Bobbing Around Chorus is partners 2x HC, 4x PC (turning right to face front) right shoulder pass. HH. Repeat sequence to place.

Bonny Green Garters FU/FD, WH, WkR. WkR are danced to HC with hats raised.
(Or dance as usually performed by Ring sides.)

Furze Field Chorus is as Bobbing Around but performed by nos. 1, 2 and 4. in a clockwise star holding wrists (or not), As 3,5 and 6 do the same. HH and repeats follow. (Use S/C at end of figure/Hey to move into stars)

Maid of the Mill Chorus is low ss up, low ss down, 2x HC, Clap hands on HC. HH. Repeat.

Step and Fetch Her Chorus is partners 4x HC (turning right on 3rd, front for 4th), right shoulder pass. Return with 4x ss, right shoulder pass (turn right and front 3rd and 4th ss), WH.

Corner Dance: Danced to a variety of tunes. 1st corners ss to meet, turn away right back to place. All 4x PC (in set). 2nd then 3rd corners do the same. Subsequent corners dancers pass right shoulders. Turn right into position on 4th ss. (ss should be vigorous with heels raised.)

Possible tunes: Banbury Bill, Just as the Tide... Rose Tree.

Constant Billy Corner Jig as Step and Fetch

Shepherds' Hey 1st couple FU turn out and walk to rear of set to face down. 2nd then 3rd couples do the same. Sequence is repeated facing down. Then corner sequences: 2xss, plant, 4xHC to place turning rt/front on last 2xHC. (Plant = plant lt almost in position, turn rt to face across, plant rt in position, HC.

KENNET (Bucknell)

These notes relate to the Bucknell tradition as danced by KMM.

Features

According to the Lionel Bacon's 'Black Book', Bucknell style is 'brisk and jerky, the jerkiness being a result of the arm movements'. It suggests that these need precision if not to look ugly and must be kept small and neat.

Stepping - Normal sequence: 2 bars of double step, 1 bar single step (1-hop-2-hop), then feet together and jump (ftj). Start first double step with a preparatory hop on the 'and' of 'and-1-2-3-hop'.

Starting foot: Normally start on outside foot.

Note:

- During single-step (often danced backing into place i.e. hop-back) the heel of the foot in the air is swung sharply across the hopping foot (as Fieldtown).
- Half-hey odds start on foot nearest partner
- Whole-rounds: all start on left foot
- At the start of each figure (if stationary) come in with a jump.
- End of the dance: Finish rounds all in.
- In recent years we have introduced an almost military style to the execution of the figures, starting with acceleration on the first double step, then stationary for the second double step prior to the single steps ftj.

1. Arm movements

During normal sequence: a fast crisp straight down then straight up in double steps. This usually starts with arms out in front, knuckles up, from level with shoulders down to hip level then up. With hankies, the crisp down must involve the wrists and should result in a noticeable whip-like sound ("make it snappy").

With sticks, they should be pushed firmly down then up. The stick should be horizontal. Hands go out sideways to 'balance position' for the single steps then slight scoop upwards in the ftj. (This is similar to Fieldtown.) In closed and open sidestep the hands go to hat height and handkerchiefs flicked up and come down with much less of a snatch.

NB - A number of sides appear to start the double-step hand movement from much higher with hankies over their shoulders. This is not KMM style.

Arm movements when travelling in hey or corners crossing should not start higher than normal.

At the end of once-to-yourself KMM may, on the last 4 beats, do a preparatory swing up-down scoop swing (i.e. arms curved) before the swing 'up' with the jump. This is initiated by number 1. On ftj and last caper in hands should be thrown up high. (Full stretch and use wrists.)

2. Common Figures

Foot up and down

Whole hey

Cross over (often known as belly-to-belly)

Back to back into line

Whole rounds

Foot up and down

Start facing up and come in with a jump.

Hankie dances - normal stepping moving forward a short distance then turn out 180° on ftj to start foot down.

Stick dances – as hankie but turn in to clash on the ftj.

Foot down - normal stepping turning inwards on single steps finishing with ftj to face front.

Whole Hey (WH) - standard Morris hey - ends cast, middles dance in and towards numbers 1&2. This is danced with normal stepping (not sidestep) backing into place. The turn from forward to backward is on the second double step. At the end of the second double step the dancing pairs should be fairly close together and facing either up or down.

NB - If number 1 is at the bottom of set “Hey down” is called.

Cross Over (CO): Dance past partner right shoulder and turn immediately to finish close to partner face-to-face. Two hop-backs to partners place, ftj. Repeat again passing right shoulder. NB Most of the distance is covered in the first double-step.

Back to Back into line (BB): Dance with normal stepping in the movement as the name suggests, passing right shoulder to start. Second half return to place on the same track.

NB - In the first half the first double step takes the partner past each other and in the second they arc round to a short distance to the other side of each other, backing into place on the backstep; ftj in line. For stick dances, turn to face partner for the actual clash at the half way point on the final jump.

Whole Rounds (WhR): Quick rounds: Turn the easy way into clockwise rounds. Dance two double-steps round then two double-steps turning on in a tight circle clockwise. Then dance two double-steps on clockwise, and four plain capers to turn anti clockwise to finish all into the middle (kick in). The four plain capers should be 3 with a 270° turn and then a leap into the middle on the forth to finish.

Slow rounds: Track as for quick rounds but totally with double-capers.

3. Capers

Plain capers (PC): Dancers caper / spring onto alternate feet, two capers per bar, landing on the beat. Arms are large circles starting with the scoop up as with ftj, one circle per caper. There are no hops during a sequence of plain capers.

Half capers (HC): Instead of the preparatory hop, the dancers spring / caper so as to land on the first beat of the bar followed by two quick changes left-right or right-left. Arms are swept up to high then down on the first beat during the caper.

Half capers are also referred to as Down-2-3s. The dancers spring upwards (rather than hop) on the anacrusis to be mid-air with hands high on the first beat and then down-2-3 (land-change change) sequence.

Upright capers – slows (UC): Usually danced moving forward:

Bar 1: Right toe back arms out sideways; step forward on right foot

Bar 2: Spring forward, landing two feet together: jump up spreading arms and legs in a star jump i.e. in an X.

Bar 3&4: Repeat on left foot.

Double capers – slows (DC) - Also referred to a bicycle capers:

Bar 1: Spring onto right foot as in plain caper and hop on right (step-hop)

Bar 2: Spring onto left foot and hop left

During each caper the foot in the air makes a circle in the reverse direction to normal pedalling of a cycle. Arms circle as in plain capers twice per bar. The step-hop-step-hop is in an even rhythm.

The Dances.

Allen Key (Corner dance with hankies): No Whole Rounds. DF is dance around in pairs, 5 x double steps facing in (circle) crossing by turns on 2nd - 4th, HC, 4 x PC turning right about into set (omit turning after back - to - back to finish dance facing outwards). For dance around in pairs nos. 1, 4 and 5 dance by the left around 2, 6 and 3 respectively to finish back in place, then 2, 6 and 3 dance by right around 1, 4 and 5 respectively to finish in circle facing in.

Black Joke (Stick dance): With clashing and half hey, repeated chorus. Dance has a clashing sequence (odds strike evens second beat, evens strike odds fourth beat) at start, at ends of CF and HH. Dance starts with partners facing. No Whole Hey figure. DF is clashing left forehand, right backhand, partner forehand, partner backhand, right backhand, left forehand, partner backhand, partner forehand. All clashing is with tips single hand hold. CF stick clashing, two hand hold, odds strike centre of evens stick then evens strike odds, receivers raise stick to meet strike.

Jack O Newbury (Handkerchief dance): DF is closed sidestep and cross over with partner. 1st time Stepping, 2nd Half capers, 3rd 6 x Plain capers, 4th Upright capers and 4x step. After crossing by right, turn about right, HC to partner then retire to partners place 1st and 3rd time, or own place 2nd and 4th time.

Johnny's So Long at the Fair (Stick dance): with clashing and half hey, repeated chorus. Stick clash is tips, high forehand then low backhand ('fencing' stance with left hand in small of back). Stick clash twice nos.1 with 3, 2 with 4 and 5 with 6, then nos. 1 with 2, 3 with 5 and 4 with 6. This sequence is repeated with single stick clash. sequence ends with a right hand wave (sideways figure of eight starting at left shoulder and finishing with high tips strike forehand) For striking nos. 3 and 4 jump out to re-shape set into circle then in again to re-form set. The dance starts with a song.

The Song

O dear, what can the matter be?
Dear, dear, what can the matter be?
O dear, what can the matter be?
Johnny's so long at the fair.

Princess Royal (On/off handkerchief dance for 6 (or 8) men.): Walk-on well spaced and first 3 (or 4) dance abreast 4 x PC 4 x double steps forward 2 x HC 4 x PC turning right about in line leaving space for remaining men to line up behind them who join in with the 4 x PC and repeat. DF is long closed sidestep right, long closed sidestep left, short closed sidestep right, short closed sidestep left, and a hand clap sequence:

ie. Clap, clap right ankle/show, clap, clap left ankle/show, clap, clap right knee/show, clap, clap left knee/show, clap hands, clap under left knee, clap clap under right knee.

Back-to-back (BB) is 4x double steps (forward, behind, into line, turn to face) 2x HC, 4x PC (caper right to partners' place and face front). BB is repeated finishing in own place. DF is repeated touching chest and head instead of ankle and knee.

WhR is dance 2x double steps into and back out from circle (or set when 8 men) then 4x double step clockwise around 4x PC turning right 360 and 6x double steps on then turning left 360 with PC etc. OR as called!

Room for the Cuckold (Stick dance with clashing and half hey, repeated chorus. Stick clash is place right foot back 6 – 8 inches and stick to floor butts beside right heel , tips to floor forward 12inches, backhand clash with partners' butts, and forehand clash with partners' tips.

Twenty-ninth of May (Stick dance): With clashing and half rounds, repeated. For the half rounds partners cross by right and turn into clockwise rounds. Return after the clashing with left pass and counter c/w rounds. Clashing is tips partner, tips to left, butts-tips-butts with partner, tips backhand to right, tips-butts-tips with partner, (butts are backhanded).

In Half rounds dancers move to the position they would have gone to had they danced a Half hey, make movement round not oval.

The Woodman (Stick dance): With clashing and half hey, repeated chorus. Stick clash is with partner backhand butts, forehand tips, odds strike tip to centre of evens stick, evens strike tip to centre of odds stick. Receiving stick held high at both ends and horizontal, striking stick held two handed at end with an exaggerated 'axe swinging' movement.

FIELDTOWN

Features

Figures: FU, Half Gyp, Back to back, Rounds start outside foot. A feint step up on to your toes nearly always precedes the first strong beat in each phrase (the anacrusis - think of it as "and") to give a surge to each part.

Hey (WH): sidestep, leading hand floating the handkerchief, or stick, then alternate hands.

2x SS,

2x backsteps, Togj. (3x SS, Togj in 'Signposts'.)

Half Rounds (HR): Claimed as 3 places but actually more like 2. Turn easy way in on first half rt foot lead, slight spiral inward to form a circle then backstep outward togj at the half way point. Return long way round (turn left) in 2nd half lf ft lead. Open sidestep (oss) - tuck trailing foot in behind raised heels.

Fore-Capers (FC); "Squash Beetles" So called as the foot is placed in front and lowered gently to the ground (also known as mine detecting!). Move right foot forward and make a squashing action on the ground, a good foot in front of left foot, keeping weight on left foot. Bring right foot back to feet together position, changing weight onto right foot with a small caper. Take off from right foot with a large caper as high as possible, landing on left foot. Change weight onto right foot with a small caper, leaving left foot off the ground, ready for next movement. Repeat on other foot usually.

Hop backsteps (HB): The movement involves stepping back onto the starting foot and simultaneously bringing the free foot across in front of the starting foot, repeat on other foot. The free foot sweeps across the ground with weight off the heel. A hop is then performed on the starting foot. The step is then repeated, starting on the other foot. Usually two backsteps are immediately followed by a feet together jump. Most dances begin the foot up with hop backs. Hands in 'balance position' for backsteps, high for Togj.

Upright Capers (UC): "Right Toe Behind" Place right foot behind left foot, vertically with toe touching ground, keeping weight on left foot. Bring right foot back to feet together position, moving weight back to both feet. Take off from both feet with a jump as high as possible, landing on both feet. Hop onto right foot, leaving left foot above ground, ready for next movement. Repeat on other foot usually.

Arms & Handkerchiefs: Large flowing movement with plenty of wrist. Hankies are a feature of Fieldtown with the wrist flicking the hankies upwards with arms following upwards to nearly full height but forwards, and the gently dropping "floating" the hankies down as a "candle flame".

Sticks: Held horizontally when not in use, Raised high when stepping in much the same way as hankies.

The Dances

Balance the Straw (Stick Dance): FU, DF, HG, DF, BB, DF, R, DF. DF = Sticking and HH repeated.

Long sticks, butts on ground well behind on right then just in front clash partner forehand backhand, behind in front again 3 clashes forehand to partner. Make sure all sticks line up when hitting the ground.

Banks of the Dee (Handkerchief Dance): FU, DF, HG, DF, BB, DF, R, DF. This is a pairs dance and starts with the top pair doing a high flick of their hankies, then middles then bottoms, then everyone, after HH figure repeated starting facing down. The subsequent choruses are galley then beetles then uprights. The galleys, beetles and uprights are all done outside foot in pairs then inside foot for whole set. This eases transition into hey with feint step. The galley outside is on to the outside foot, the upright outside is swinging the outside foot behind. The fore capers are outside foot toe down first time. There is no ftj after the galleys in the choruses.

Dearest Dickie (Long Fieldtown Handkerchief Dance)): FU, CNR, HG, CNR, BB, CNR, R, CNR. Start FU on inside foot. Corners are open sidestep right double step oss left ftj then walk (swagger) to opposite corner 4 brisk steps, galley right Togj at the end to face opposite corner. Subsequent corner crosses are 4 plain capers, 2 beetles, 2 uprights. All corner figures start on the right foot so as to be on correct foot for galley right. The final two corners finish with slow galleys. Togj

Half Gyp and Back to Back are two bars to cross then two bars to hop back then WITHOUT a jump 4 bars of stepping in place before a galley left and the second half of the figure, starting rt ft.

Foot up has galley down after first part then after dance down it is galley up out and in. Galleys at end of figures HG, BB are left first half then right second half, except in rounds where they are right then left.

The Rose (Handkerchief Dance): R, WH, FC, WH, UC, WH, AU Singing then two hop backs and start a clockwise half round. Turn out and repeat in opposite direction turning out by the left and starting left, all galley left.

Chorus – WH = “Round Hey” pass right shoulder with “partner”. 1 & 2 facing, others alternating around the set (for as many even numbers as will – usually 6). Repeat after each rounds sequence.

FC = Rounds - Beetles, starting on right foot, in rounds for two bars, into middle for one. Turn out on Togj and repeat in opposite direction turning out by the left and starting left.

UC = Repeat for Uprights starting right then for second half as you turn out left swing your left foot round behind your right.

The Song

To see the dancers three on three
Is a most illustrious sight
And if anyone saw a better one
Then you'll very know well he lied.
And if you'll come along with us
You're numbered as a friend
And the faded flower of England
Will rise and bloom again.

Step Back (Long Fieldtown Handkerchief Dance): FU, HG, BB, R

A standard long Fieldtown dance except that the hop backs are replaced with step backs done with a lot of show and arm movements.

Chorus is a long open ss right so that 6 is opposite 3 and 4 is opposite 1 then ss left ftj to dance opposite partner, half hey.

Valentine (Handkerchief Dance): FU, CNR, HG, CNR, BB, CNR, R, CNR, WH

Corners are 2 salutes, 2 galley, 2 beetles and 2 uprights. The sequence is open ss right open, ss left, corner figure, 2 bars stepping to opposite corner and galley right Togj.

If a "victim" is introduced to the centre of the set accompanied by the Fool, the corner stepping should pass the "victim", turn to face her and then hop back to the opposite corner without the galley.

LICHFIELD

Features

Style: Set dances are for 8. Movements are strong and bold. In all Lichfield dances look along the lines in the forward movements to check for straightness **throughout the dance**.

Normal figures: Sticks Strong, no tapping. Sticks held at 45° across the chest, right-hand uppermost.

Hand/Arm Movements: In hanky dances arm movements are 'down & up' on the anacrusis.

Start: An exaggerated swagger round (SW). Odds go nearest the music leading clockwise, evens anti-clockwise crossing first inside then outside (tracing an oval pattern)

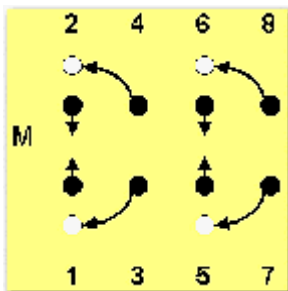
Stepping: Right foot lead. All double step except Ring o' Bells (single step).

Swing backs: High-kicking backwards foot movement in which the legs are swung sideways out and attempt to kick your bum.

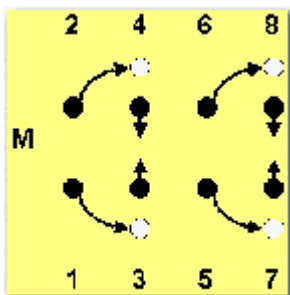
Figures

Heading-Up (HU), and Down (HD): Movement either Up (left diagram) to or Down (right diagram) from the music. Track as shown

Lichfield Heading Up

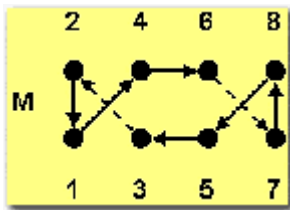


Lichfield Heading Down



Back-to-Back (BB): Pass right shoulders first, BUT ONLY JUST. Pass behind partner "swiping bums" then retire to place. Repeat for the left.

Lichfield Hey (LH): Track as shown, pass right shoulders going across, left shoulder on outside. $\frac{3}{4}$ turn out before crossing at ends. 1 & 4 and 5 & 8 are first corners for dancers in these positions. 2 & 3 and 6 & 7, the second corners.



To help remember movements, some men may be heard to mutter the following:
 First corner, second corner. On the spot, and change (repeat twice) 'First corner, second corner Back to place'

The Dances

(Plenty more not planned for this year!)

Vandalls of Hammerwich (Handkerchief Dance):

Sequence SW;DF;HU;DF;HD;DF;BB;DF;LH;DF;FU

Swagger round singing (optional singing – Kennet generally don't).

Sticking: on last note of each bar

Bar 1 Strike opposite diagonally to right

Bar 2 Strike opposite diagonally to left

Bar 3 Strike partner right to left then left to right

Bar 4 Strike partner right to left

Bars 5-6 open sidestep right and left, with emphasis on the hop

Bars 7-8 3 plain capers (or 2 PC and j feet apart) striking partner right to left then left to right, holding stick high and horizontally 2 handed on bar 8 first.

Repeat sticking but in Bar 8 caper and clash partner right to left.

Finish Facing up, clashing sticks across with partner at 45° evens striking across their chest.

The Song

(if sung)

Will she, won't she

Will she, won't she

Come to the Bower?

Will she, won't she

Will she, won't she

Come to the Bower?

UPTON ON SEVERN

Stick Dance

Footing: In the collected Upton double step, the free foot is hitched across the supporting leg to mid shin height during the hop. We generally don't.

The last bar is danced "step left, stamp right, stamp left" (step bang bang). Figures start on right foot. Circle left starts on Right foot in stick dances.

Hands: In stick dances the stick is rested over the right shoulder (other sides may not).

Figures: In stick dances, sticks are clashed on the first beat of the figure not at the end!

Once to yourself: Face partner and "step bang bang" at the end of the phrase.

Rounds - called as "Morris": *KMM dance one 4x step on spot, one 4x step backwards. Sticks are presented to the centre of the circle, dipping in time with the leader's stick.

Three Tops Left (Left): Ends dance two double steps backwards while middles dance to their left between the end couple initiating a hey across the end of the set.

Three Tops Right (Right): As Left but middles move to the right.

Cross and Turn (Cross): All dance one 4x step on the spot, then pass right shoulders to cross over to the opposite side moving slightly right before turning left to face across and continue same movement back to place. There is a spring caper (leap) on the 3rd beat of the 4th bar, to land on the 1st beat of bar 5, clashing sticks in passing.

Whole Hey (Up or Hey on the Side): Ends dance one 4x step on spot, turning shoulder to shoulder to face up or down the set (1 & 2 down). One 4x step backwards (3 & 4 on the spot), tops dance down between the middle couple initiating a "country dance" type hey.

Sticking:

Whole Rounds

Tips and Butts

Hey Left

Quarterstaffs

Hey Right

Fencing

Cross and Turn

Tips and Butts

Hey Up

Quarterstaffs

Whole Rounds

Fencing and All Up

On final sticking only loudly chant: "Fee Fi Fo Fum, I smell blood of a Morris Man"

WHEATLEY

Processional

(Handkerchief Dance): Follow the leader in single file (if finishing in a set ordered 1, 3, 5, 6, 4 & 2). Dance is 2 step to "A" music and Half Capers – R I I – (HC) to "B" music.

Arm movements are up and down (up on first beat) with arms well bent at elbow.

Number 1 will lead to eventually form a c/w circle at the dance spot. On the call "turn" dancers then turn outwards on the 1st beat of 1st bar of B music and change direction. Finish "all in" at the end of the music phrase. All turn right into a c/w round and walk off. If a 6 man dance follows No 1 stops in the appropriate place and the followers split to form a set.

WINSTER

Processional

(Handkerchief Dance): Danced in two columns as a 4-step with very "lazy" slight hops with the free knee well-raised. Not quite North West, not quite Cotswold!

Hands held at midriff, hankies thrown up on anacrusis and drop gently down 1st beat of 1st and 5th bar, both A & B music.

Face up throughout. The columns cross diagonally on the 1st two bars and 5th-6th bar of B music, left in front of right (odds in front of evens) and vice versa on the return. Repeat 'ad-nauseum'. The leader may call "Walk" if a rest is needed or "All Up" (sj) to stop dancing.